

2021-2022 Board Members

President Pro tempore

Deborah Amaral 815-2296

Vice President Pro tempore

Dornan Trainer

Treasurer

Shula Bernard

Secretary

Helen Bower Jones

Past President

Deborah Amaral

Communications

Lori Rhodes 656-8179

Education

Janice Kohl 240-4966

Library

Stephanie Barnwell 200-3784

Membership

Jill Soha 614-707-3476

Outreach and Exhibitions

open

Triangle Fiber Arts Center

Coordinator

Lori Rhodes 656-8179

Area code 919 for all numbers except where noted



Triangle Weavers News

March 2023

The Triangle Weavers Guild will hold its next membership guild meeting via Zoom on Thursday, March 23, 2023 at 7:00 pm. The link to join this meeting is listed in the Guild Meetings section of this newsletter, is on our website and will be provided in future March Monday "What's Happening" emails sent to your inbox.

President's Message

Snow

How about that snow Sunday morning! It was just the way I remember snow should be around here: lovely to look at as it falls in the morning, and pretty much gone by noon. I'm not sure how far south it snowed in our region, but I imagined it gently kissing the walls of wisteria that I saw blooming along the roadsides on my way back from Raleigh last weekend, as I watched the falling snow from my bedroom window.

FiberFest

And, what a joy it was to see so many of our members at Carolina FiberFest, both at our demonstration area in the Exhibition Building at the State Fairgrounds and shopping at the different vendor booths! Everyone seemed very excited that Lofty Fibers was there for the first time this year, and we were determined to make them feel welcome.

I was delighted to discover a bamboo and cotton blend was available there to launch the baby blanket I've just started planning and was thrilled to be able to bring along my 11 ½ year old friend who is finger knitting and learning to crochet. We both admired the work of the rug hooking group, which somehow seemed so three-dimensional, and I came home with the smallest kit to give it a try. Yes, another fiber medium to explore!

Several of our guild members were to be found in their vendor booths. Jane Clark is a member of the Fiber Fest Board of Directors, and she offered her own alpaca fiber at her Cribbleman Fiber Art Studio booth. Elaina Kenyon offered products from her Avillion Farm, where she raises sheep, goats, alpaca, and rabbits for fiber. And member Jane Bynum was there representing the Twisted Threads Fiber Arts Guild.



I would like to recognize and thank all our volunteers who came to support the Triangle Weavers Guild and Carolina FiberFest, and especially Dan Galligan for his leadership in organizing our guild's people and presentation. As always, it's a lot of hard work, but when I see our folks working together as a team and especially the kids engaging with our looms, I know these are the among the best rewards we gain by being there. It was a special treat for me to see our former Vice President, Joan Beebe, volunteering at the entrance to the hall.

Elections

We find ourselves at the time of year in which the guild elects new officers. Our Nomination Committee, consisting of Pam James, Dornan Trainer, and Lori Rhodes, has been diligently searching for candidates for President, Vice President, Treasurer, and Secretary. That's right, we need to elect all four positions, this year! I am excited and hopeful about the progress that they are making and find myself thinking often about the guidance and advice I might be able to give during the coming transition to our new leaders.

I'm often asked, "what does the President of the guild do?" I usually respond that the only thing that the President officially must do is sign our contracts, such as our lease for the Triangle Fiber Arts Center and our agreements with workshop presenters. Well, it turns out that according to the guild's "Bylaws," which were written and have been kept up to date by guild leaders over the years to spell out how we must operate, even that task can be assigned to someone other than the President by board decision.

You can read our Bylaws in the members only section of our website, and they do spell out some specifics, but overall, they provide much welcome flexibility. So, the specific tasks of the President are not necessarily so fixed and there is plenty of room to reflect the interests and vision of the person who fills that role in relation to the other members of the board and even in

relation to the committees and other volunteers and members. Tasks can be delegated or assigned to others with greater expertise or who may wish to champion a cause!

On Being TWG President

I felt a great deal of responsibility to help our guild find its way through the challenges of the great uncertainties we have experienced throughout the pandemic. But, at the same time, our board included two retired epidemiologists who gladly shared their knowledge and wisdom, and we had access to the specific policies that were being adopted by other organizations such as the John C. Campbell Folk School and the National Endowment of the Arts to guide us in the decisions we needed to make about the guild reopening.

It is true that I have taught university classes online for decades, so moving to Zoom meetings was relatively comfortable for me when we reopened our programs with online meetings and Drop-Ins in the Fall of 2020 (although much of Zoom the app itself remains a mystery to me!) But, even then, we have had a team of volunteers, including Pattie Lamb, Joan Beebe, and now others, including Jane Patterson, Sarah Warren, and Dornan Trainer. Over the past couple of years, these team members have worked together to make a transition to online meetings, workshops, and classes, that have also come to include Show and Tell as well as presentations by far away speakers we might never have been able to bring in person to share their stories and work with us. This team has been able to record our online meetings and share them with our members using our own YouTube channel through our members-only section of the website.

Personal Reflections

In the end, the experiences that I've had as the TWG Board President (and now Past President and President Pro Tempore) have led me to understand that what the person in this role does is work with other members, including other board members, committee chairs, volunteers, those who come to Drop-Ins and Study Groups, and those who are engaged through any other relevant forms of encounter such as emails and social media, to figure out what the guild most needs.

With input and support from these other members, and even other guilds and arts organizations, the President works to fill those needs as best they can with the resources that they either have readily available or can manage to assemble to get it done. That could be volunteers, it could be a grant, it could be something like the Listening Project, or training in Diversity, Equity, and Inclusion. The latter is currently being offered to the guild by both the Orange County Arts Council and the Mid-Atlantic Fiber Association.

If you are interested in knowing more about what is involved in serving on our board and committees, please do reach out to me or other board members. All TWG members are always welcome to attend our board meetings as guests, and it is an excellent way to get to know more about the issues we embrace and seek to resolve in the best interests of our organization. We are interested in your input and seek your involvement. Many fine opportunities await!

Deborah Amaral

Past President and President Pro Tempore

Guild Meetings

The next guild meeting is Thursday, March 23, 2023. This meeting will be held via Zoom starting at 7:00 pm. Susan Conover will present *The Basics of 4-Shaft Overshot*.

To join the zoom meeting-

TWG members: click [here](#) for zoom invitation

Non-members are always welcome. To request the zoom invitation information, please click [here](#) to reach the request form.

Thursday, April 27, 2023, Zoom meeting with Presentation by Christine Miller who is offering the Weaving with Wire Workshop in June.

Thursday, June 1, 2023, In-person meeting at TFAC. Show and Tell and Spring Party before we take a short summer recess.

EDUCATION Update

By Janice Kohl

We have added a number of classes to our schedule. I have included the list below, but as always, check our website for more details about the classes and workshops being offered.



IN-PERSON - [Introduction to Inkle Weaving with Barbara Koch](#)

Class held In-Person Wednesday, May 10, 2023, 9:00 am - 12:00 pm

\$30 for members, \$40 for non-members

REGISTRATION IS

OPEN <https://www.triangleweavers.org/classes--workshops.html>

This class will introduce participants to the types of inkle looms and the bands that can be woven on them. You will have the opportunity to explore patterns presented in a variety of reference materials, including books available in the Guild library. You will make string heddles to put on the loom, warp the loom and weave. No experience required.

IN-PERSON - Beginning Sewing with Handwovens, Zippered Pouch with Kelly Walsh

Class held In Person **Wednesday, May 17, 2023, 9:00 am - 3:00 pm**
\$60 for members, \$80 for non-members

REGISTRATION IS OPEN <https://www.triangleweavers.org/classes--workshops.html>



In this one-day class students will learn some basic tips and tricks of sewing with handwoven fabric! They will construct a zippered pouch perfect for use as a pencil carrier or make up bag out of their very own handwoven fabric.

Students will learn the basics of how to use a sewing machine, how to measure fabric and apply interfacing, how to insert a lining and install a zipper.

No previous sewing experience is necessary, but students must bring their own sewing machine and zipper foot. The Guild has one sewing machine available for someone to use.

IN-PERSON - Dynamite Dyed Warps with Mary Kircher

Class held In Person **Saturday, May 20, 2023, 9:00 am - 4:00 pm**
\$45 for members, \$65 for non-members

REGISTRATION OPENS-NOON, Tuesday, March 21st

<https://www.triangleweavers.org/classes--workshops.html>



Add unique color to your weaving projects with fiber reactive dyes. This class will focus on warp dyeing, where we blend and overlap colors to create a one-of-kind palette for scarves, linens or yardage. Immersion dyeing, where an entire skein or cloth is dyed a single color, will also be addressed to create matching wefts.

This class is also appropriate for those wanting to learn the basics of fiber reactive dyes for cloth. The class includes a brief discussion of color mixing, dye safety and dye painting techniques. All levels welcome. Students must be able to prepare their own warps and/or wefts.

IN-PERSON - Beginning Weaving 101 with Pattie Lamb

Class held In Person **Saturday, June 3, 2023, Sunday, June 4, and Saturday June 10, 9:00 am - 4:00 pm EDT - each day**
\$210 for members, \$250 for non-members

REGISTRATION OPENS-NOON, Tuesday, April 4th

<https://www.triangleweavers.org/classes--workshops.html>



This class is perfect for the student with little or no prior weaving experience. We will weave a set of small cotton mats that can be used as mug mats or saved as samples in a notebook for future reference. You will learn to plan your project, decipher a threading draft, measure and wind a warp, dress the loom from back to front, and weave a set of from 4 to 6 mats, each with a different treadling pattern of your choosing.

For the student who completes the first project quickly and is able to spend some independent time weaving during the TFAC drop in hours on Tuesday and Saturday afternoons, there may be an opportunity to put on a second warp with a different threading for a wall hanging sampler or more mats. This would be a great way to reinforce what you learned during the first half of the class. No weaving experience required.

ZOOM WORKSHOP - Weaving with Wire with Christine Miller

Class held via Zoom on **Friday, June 9, Saturday, June 10, and Sunday, June 11, 2023**
 11:00am - 5:00pm EDT each day
 \$250 for members, \$290 for non-members

REGISTRATION is OPEN for Members, Will open for Non-Members at Noon - TUESDAY April 4th

<https://www.triangleweavers.org/classes--workshops.html>



This is a 3 day Zoom workshop with video instruction modules and instructor-led discussions that will teach you to weave with wire on a 4- or 8-shaft table or floor loom. You will prepare a 3 yd warp during the workshop with your choice of width of

3/8", 1/2" or 1". Please see the website for details of what will be covered each day and materials required for the workshop. <https://www.triangleweavers.org/classes--workshops.html>

After the workshop is over, there will be a post workshop gathering so that participants can share their projects with each other.

Also, in addition to the Zoom Workshop, participants will have access to the following:

- A pre-workshop Zoom meeting with registered students to answer questions and review the supplies lists.
- Zoom connections and all audio-visual materials.
- Permanent access to instructor's private Face Book page with the option to contact her with questions as needed.
- A 35p Wire Weaving Workshop Workbook in PDF format.
- Continued access to the instructor's Teachable School website beginning 30 days before the workshop dates.
- Access to the instructor's monthly programming on wire weaving techniques and artists.

Prerequisites for participants

- Intermediate weaving level
- Must be able to warp your loom at home during the workshop
- Must have Zoom installed on your computer

IN-PERSON - Taste of Tapestry with Mary Kircher

Class held in Person: Saturday, June 17, 2023, Sunday, June 18, and Saturday June 25,
12:00 pm - 4:00 pm each day
\$120 for members, \$160 for non-members

REGISTRATION OPENS NOON, Tuesday, April 18th

<https://www.triangleweavers.org/classes--workshops.html>



be covered. No experience required.

This class will provide a foundation for tapestry weaving on a tapestry loom or basic frame loom. We will make a sampler utilizing traditional tapestry techniques. We will also learn how to use a cartoon and techniques for finishing. As time allows, eccentric weaving, twining and collage will

IN-PERSON - Wet Felting for Beginners: Make a Hat or a Bag with Virginia Carson

Class held In Person: **Saturday, July 8, 2023, 10:00 am - 1:00 pm**

\$30 for members, \$50 for non-members **REGISTRATION OPENS-NOON, Tuesday, May 2nd** <https://www.triangleweavers.org/classes--workshops.html>



This class will teach you to felt with a resist to create a hat or bag. Thin shingles of wool fleece will be layered (for strength) and melded together through warm water and agitation. The final layer can be adorned with other yarns, sparkly thin materials, thin fabric, or curly locks of fleece. Class will use a plastic resist to create the interior space. Once the fleece is firmly felted, the resist is removed, and the two layers are opened into the desired shape. All will be revealed! No Experience Required.

IN-PERSON - Beginning Rigid Heddle: Kitchen Towels with Kelly Walsh

Class held in person Saturday, July 15, 2023 and Sunday, July 16, 2023 9:00 am - 5:00 pm each day

\$160 for members, \$200 for non-members **REGISTRATION OPENS - Noon, Tuesday, May 9, 2023** <https://www.triangleweavers.org/classes--workshops.html>



Over two days students will learn how to weave their very own kitchen towels on a rigid heddle loom. After designing their own kitchen towels, students will choose appropriate yarn and warp their looms. They will be guided in tips and tricks to make rigid heddle weaving successful, as well as a few hand manipulation techniques to add interest and variety to rigid heddle weaving. **NO PRIOR WEAVING EXPERIENCE REQUIRED.**

In-Person Workshop - Split-Shed Weaving Workshop: Multiple Structures Using a Straight Threading with Deborah Silver

Friday - Sept 29, Saturday Sept 30, Sunday, Oct 1, 2023, 9:00am - 4:00pm each day

\$250 for members, \$290 for non-members

Details coming soon. See the website for examples of her work.

*<https://www.triangleweavers.org/classes--workshops.html>

Listening Project Update

You spoke....We Listened

As a continuation of celebrating our 50th, we thought it might be helpful to find out from you...our members... what do you think makes this Guild so special and what you wished the Guild would do differently in the years ahead. Given that the pandemic was such a disruptive force and changed most Guild operations in some way, it also provided us with an opening to think how to move forward and resume our programs in ways that might build on newly discovered methods (e.g. zoom) and meet more of our community's needs.

Beginning with our first meeting of the Fiscal Year in August we embarked on a "Listening Project". We reached out to talk in small group discussions ("Listening Circles"), starting with folks who attended the August meeting and then with as many study groups as we could schedule. We also opened the opportunity to the Guild at large through the website. The discussions were framed around answering three important questions:

Q1. What do you value most about the Guild?

Q2. What do you wish the Guild did differently?

Q3. How might you be able to contribute to Guild Activities or help implement the changes you wish to see?

After "posting" ideas on whiteboards using sticky notes, lively and engaging conversation took place in all circles, which was no surprise given the creative energy that our members bring. Thank you to all those who generously shared their thoughts. And while the numbers referenced in the discussion refer to the individual "posts", the discussion that took place around the ideas amplified many of the posted thoughts and confirmed that others were in agreement.... Or not.

SO..... What did you have to say?

There were just shy of 200 responses to the first question, and several common themes. Community related responses were the most common - Sharing a love of fiber arts, inspiring each other, providing support and informal mentorship, making deep and meaningful connections were among the thoughts expressed. The education program was close behind as members specifically mentioned the many learning opportunities the guild provides and applauded the variety of offerings and format. Guild resources – TFAC, library, communication vehicles were all identified as providing value to so many. Our takeaway is that those programs that enhance community and learning must remain our focus as we plan for the years to come.

The responses to the second question, 124 ideas, align with the themes above with Meetings (a community activity) and Education prompting the most suggestions on how

we might do things differently. There were 51 comments on Meetings – covering a range of subtopics:

Frequency, format, location and programming. Some wished for meetings to occur at daytime to avoid night driving, others preferred night and weekends to accommodate work and other day time obligations. Some preferred zoom sessions, others in-person meetings. Some suggested more time be dedicated to socializing and less “business”, others wanted more thematic meetings and still others suggested extended meetings with hands-on components.

After reviewing all the individual response we had one clear take away – A single format, schedule and location will not be sufficient to support our community and maximize accessibility and participation. And while the content of some meetings is governed by our by-laws – what else could we do? You may have already noticed that while for many years Guild meetings followed a set schedule and location we have already tried to vary format, location and schedule. We will hold some meetings at TFAC so that everyone can enjoy the wonderful creative space that has been crafted. We will continue to hold some meetings at the Seymour center in Chapel Hill where a well-lit parking lot makes people feel safe. We will try to incorporate Zoom into on-site meetings so those who can't drive or can't spare the travel time can participate from home or view the content on demand. We are minimizing “Guild Business section” or scheduling as a pre-meeting segment so those who don't want that content can simply “skip” it.

We are also looking at reaching out to speakers from outside our region who can join via Zoom and provide us with much valued content. We will continue to try to tweak our approach to meetings and assess how things are “working”. We will try to publish a schedule with enough lead time that you can plan accordingly.

There were so many rich ideas that came from these discussions and improvements are already underway. Some of these efforts include:

- Improving methods to better support mentoring: A mentor highlight page is planned for our web site that will allow folks looking for mentoring to see a roster of mentors they can reach out to.
- We are providing specific programs during drop-in sessions, reviving the Illumination program and expect to provide both in person and zoom based learning.
- Discussing how best to structure “show and tell” so there is time for tell/discuss as well as show .. We know that so many value this part of our programming and so many members wish they could have time to learn more from each creator.
- Hosting technology learning sessions to show members how to use the new equipment the Guild has for projection, zoom, and photography.
- Recruiting a volunteer coordinator who can help connect those running Guild programs who need help with those who can give it.


Other ideas are also under discussion and will be shared as they take more concrete form.

IS THIS IT? NO!!!! This article only provides some of the highlights from this initiative. We will be hosting a zoom discussion to go over the results in a little more

detail to those who are interested in participating. Look for the announcement in your weekly communication from Lori. You can continue to submit ideas and express yourself via the website link. You can request a copy of the response detail – just send an email to Debbie Silar (d.silar@yahoo.com). While our membership numbers are robust, our list of able volunteers for ongoing roles is less so. All of our programming – the community, education and resources you value - require more muscle to sustain them. Please consider stepping up and volunteering – there is no better way to nurture community than actively engaging in it.

Book Review

By Paula Baumann



ikat: The Essential Handbook to Weaving Resist-Dyed Cloth **By Mary Zicafoose**

Awarded artist, world-class dyer, teacher, student, and world traveler -- all describe the dedicated life of weaver Mary Zicafoose. Each of these attributes is evident in her instructional and beautifully illustrated book beginning with her definition of ikat. She punctuates with photos from her travels. Mary has a spiritual side that also shines through in the brief stories associated with each chapter.

The book moves directly into its instructional purpose starting in Chapter 2: "Equipment, Materials & Tools". From this point forward the reader is learning how to create an ikat through each step in her process including chapters on methods and dyeing. Photos are clear and specific to the points that she makes in her discussions. Ikats can easily be tried, and resist wrapped right on the warping board without a special two-board stretching system! The beauty of the book, however, is that she gives directions and templates for making the stretching board system, for creating cartoons for wrapping and equipment for warp shifting on the loom.

Projects include warp ikat scarves, stoles, and a table runner. These are weaver centric directions including structure, equipment, yarns, dyes, supplies, warp length and ends, setts, notes and both process with fringe design detail. Wrap types include random variations, shifted warp chevrons, arrows and stripes with Tencel, cotton, and silk yarns. Resisting for multiple colors are also part of several projects. For those who wish to test weft ikat there is a placemat project plus a wonderful double ikat scarf. This is a handbook for weavers of all skill levels including those who are beginning their journey and who love the feathery, blurred designs.

With years of practice and teaching Mary also includes up to date resources for suppliers, where to study weaving and reading materials for ikat. Published in 2020 by Interweave Press within the Weaver's Studio the book is part of the TWG library. The detail and descriptions are testimony to her years of teaching and self-taught artistry.

MAFA News



Thanks to alert readers, we've fixed a bad link on the class list for
Robyn Spady's Four Shafts class.
Download a fresh copy of the brochure [HERE](#).

**Join us for the first MAFA "Mini" Virtual
Conference – July 8 & 9, 2023**



MAFA is trying something new this conference year! After the great response to the 2021 virtual conference and our ongoing virtual classes and lectures, and since we know not everyone can attend the in-person conference in June, we have planned a two-day virtual event for July.

With two full days of virtual classes, lectures, and other events, we think there will be something for everyone.

[CLICK HERE](#) to download the brochure and full schedule.

- **Three dozen virtual classes** – some hands-on, some lecture/demos.
- **Sign up for as many or as few classes as you like.** Classes will be recorded and available to watch for 30 days after the Mini. So, you don't need to worry about classes overlapping!
- **Our lunchtime lecture on Saturday, July 8th will be with Dawn Hoeg of [Stitch Buffalo](#).** Hear the story of what led her to begin working with refugee women artisans in her community, and how that experiment in community building through simple hand embroidery gradually transformed into a diverse and thriving textile arts center.
- **Join us on Sunday, July 9th for our lecture with [Jane Dunnewold](#) – Living with the Paradoxes of Creative Community.** MAFA 2021 attendees will remember her moving talk at the virtual conference.

We're delighted to check in with her two years later as we have all found new ways to build community and be creative.

- **Informal morning coffees.**
- **Yoga for Crafters** with Gigi Matthews.
- **Saturday Fiber Trivia Night** with Jen Weber.
- **Closing Session with Show & Tell.**

Find class details on Lessonface:

www.lessonface.com/mafa2023mini

Registration opens April 1, 2023 at 9 a.m. EDT

(and that's no joke)

- Enroll in the Conference Pass for only \$10 for access to all non-class events: morning coffees, two lectures, fiber trivia, yoga, show & tell.
- Class fees will be \$35 for 2-hour sessions, and \$50 for 3-hour sessions.
- Classes will run 10 a.m. to Noon and 2 – 4 p.m. or 2 – 5 p.m. (EDT) on Saturday and Sunday.
- Sign up for as many or as few classes as you like. Classes and lectures will be recorded and available to watch on Lessonface for 30 days.
- Find our virtual FAQs and cancellation policy here: mafafiber.org/virtual/faq.

Questions? Email us at virtual@mafafiber.org.

See you at the Mini!

MAFA Virtual Committee

Of Interest



March 2023 Mid-Month Update

Top Billing



You are encouraged to enter this fun, free exhibition of small-format textiles. Have fun creating a small something, but don't delay, the April 26th deadline to submit your entry will be here before you know it!

[More Info/Apply](https://sefaa.info/SqF2023-Entry-Form)



Are you interested in a part-time, textile-focused job or do you know someone who is? If so, check out our SEFAA Center Coordinator job description. Applications will be evaluated as they are received, so apply early!

[Job Description](https://sefaa.info/jobdescription)



Learn the basic macrame knots in [Macrame Your Walls Away](#) class and leave with the knowledge you need to create your own modern pieces. Katrina (also known as the Knotty Professor) will provide all materials and plenty of inspiration to launch your knotty journey!

[More Info/Register](#)


Learn. Create. Explore.



March 16, 21, 23, 28, and 30:
In-person and Virtual Event
Lunchtime Fiber Open Studios

[Learn More & Register](#)

Free and open to all!



March 21: Virtual Event

March Book Club Meeting

[Learn More & Register](#)

Free and open to all!



March 25: In-Person Class
Macrame Your Walls Away!

with Katrina Stone

[Learn More & Register](#)

Only a few slots left!



March 26: In-Person Class
Beginning Wool Embellishment (Sue Spargo Style)

with Diana Quinn

[Learn More & Register](#)



NEW! April 1: In-person
Program Meeting
Sorting & Pricing Party

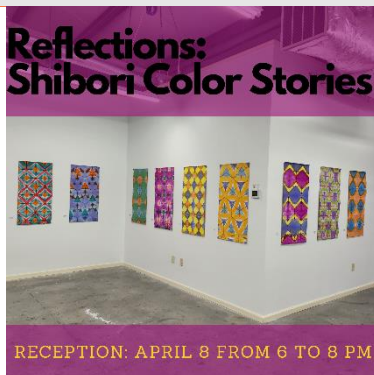
[Learn More](#)

Free and open to all!




April 5: Virtual Event
Stitching Time


[Learn More & Register](#)




NEW! April 8: In-person Reception
Reflections: Shibori Color Stories
[Learn More](#)




NEW! April 8: Five Session, In-person Class
Silk Dye Painting for Everyone
 with [Hellenne Vermillion](#)
[Learn More & Register](#)



April 15: Virtual Class
Beginning Landscapes in Fabric
 with [Bonnie Langenfeld](#)
[Learn More & Register](#)
Register before April 1st!



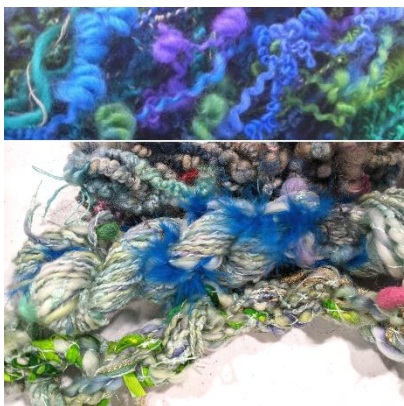
NEW! April 22: In-person Class
Knitting with Light
 with [Michelle Field](#)
[Learn More & Register](#)



April 26: In-person Exhibition **Closes**
Reflections: Shibori Color Stories
[Learn More](#)



April 26: Exhibition Entries **Due**
Square Foot Fiber Art Pin Up Show 2023
[Learn More & Register](#)




April 29 -30: In-Person Class
**Spinning Art Yarn: From
 Corespun to Tailspun**
 with Judi Jetson and Beth
 Sellars
[Learn More & Register](#)



May 6: In-Person Class
**Boro: The Japanese Rice
 Bag**
 with Martha Myers
[Learn More & Register](#)
 Back by popular demand!




May 7 and 21: Hybrid Class
**Toned Down Circle
 Sampler**
 with Diana Quinn
[Learn More & Register](#)



NEW! May 21: In-Person Class
**A Taste of Silk Dye
 Painting**
 with [Hellenne Vermillion](#)
[Learn More & Register](#)



NEW! May 28: In-Person
 Class
**Painting with Wool:
 Felted Landscapes**
 with Katrina Stone
[Learn More & Register](#)
 Back by popular demand!



June 10-11: In-Person Class
Thermofax Screen Printing
 with [Angie Knowles](#)
[Learn More & Register](#)



NEW! September 9-11: In-person Class
Traditional Yoruba Indigo Resist Dyeing Techniques
 with [Gasali Adeyemo](#)
[Learn More & Register](#)



Ongoing: In-Person and Virtual Event
Homegrown Dye Garden Project
[Learn More & Register](#)
 Free and open to all!



Eco Printing on Leather and Eco Printing on Silk with Teresa Brown (7/29-30),
Mud Dyeing with Paula Vester (8/12), **The Joy of Gel Plate Printing** with Claudia Lee (8/18-19), and so much more!

Ad Policy

Triangle Weavers members who teach fiber arts may advertise in the TW monthly newsletter. Each ad is to be no more than a quarter page size and will cost \$10 per monthly inclusion.

Pease visit www.Explorechapelhillarts.com for local arts happenings.

Triangle Weavers P.O. Box 3055 Chapel Hill, North Carolina, 27515
www.triangleweavers.org